



20

20

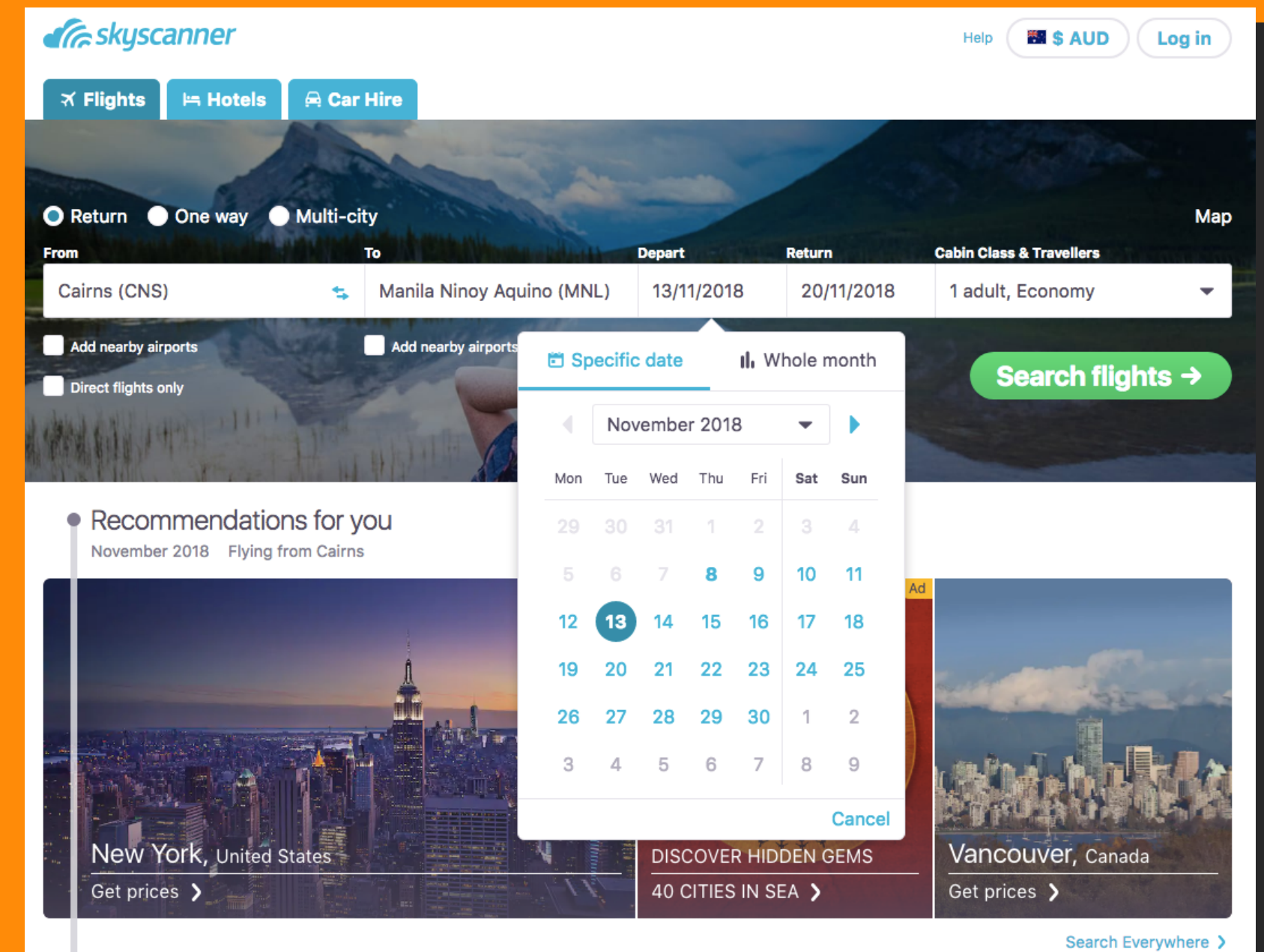

SAVE ON FLIGHTS

Top Ten Ways To Save On Tickets

HOW WE SAVE!

Simple Tricks

Need to book some flights? Get the definitive list of top ways to save on tickets now and discover how I just saved over \$3500 on our latest booking just by using this number 1 simple trick!



skyscanner

Help \$ AUD Log in

Flights Hotels Car Hire

Return One way Multi-city

From Cairns (CNS) To Manila Ninoy Aquino (MNL) Depart 13/11/2018 Return 20/11/2018 Cabin Class & Travellers 1 adult, Economy

Add nearby airports Add nearby airports

Direct flights only

Specific date Whole month

November 2018

Mon	Tue	Wed	Thu	Fri	Sat	Sun
29	30	31	1	2	3	4
5	6	7	8	9	10	11
12	13	14	15	16	17	18
19	20	21	22	23	24	25
26	27	28	29	30	1	2
3	4	5	6	7	8	9

Cancel

Recommendations for you

November 2018 Flying from Cairns

New York, United States
Get prices >

DISCOVER HIDDEN GEMS
40 CITIES IN SEA >

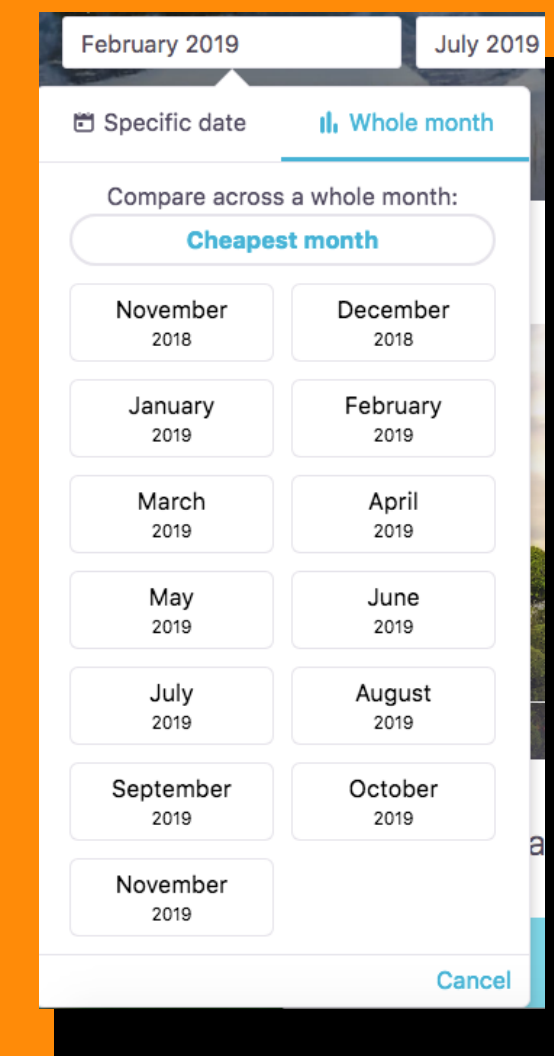
Vancouver, Canada
Get prices >

Search Everywhere >

BE FLEXIBLE WITH DATES

The number one way to save money is to be ultra flexible when browsing your dates. To do this on Skyscanner, you must select the Whole Month tab instead of the default Specific Date after clicking on the date box.

The whole month tab gives you a list of months that looks like this:



STAY REAL FLEXIBLE



This then lists the prices across all 30 or so days of the month allowing you to figure out the cheapest days to fly!


So the fares here range between the cheapest \$208, and the most expensive which is \$340. I have a big family so need to book 6 tickets each time. Just by flying out on the 2nd of July instead of the 23rd July has already saved me \$792 on this one little leg which was Sydney to Bangkok.

So when booking any tickets, it definitely pays to be flexible with your dates. I booked a whole SE Asia tour for my family which took us from Australia, to Bali, Thailand, Cambodia, Vietnam, back to Thailand and over to London, and saved over \$3000 using the Cheapest month tool on Skyscanner.

Mon	Tue	Wed	Thu	Fri	Sat	Sun
25	26	27	28	1	2	3
				\$254	\$208	\$242
4	5	6	7	8	9	10
\$248	\$219	\$241	\$249	\$249	\$249	\$243
11	12	13	14	15	16	17
\$247	\$243	\$243	\$248	\$249	\$243	\$219
18	19	20	21	22	23	24
\$219	\$244	\$272	\$254	\$253	\$340	\$244
25	26	27	28	29	30	31
\$219	\$219	\$309	\$248	\$248	\$263	\$243
1	2	3	4	5	6	7

USE ALTERNATIVE AIRPORTS

See that little box under your destination airport that allows you to Add Nearby Airports? This can also save you heaps of money when checked. Some cities have multiple airports, some of which can have much cheaper runway taxes, ergo, cheaper flights! Gatwick is cheaper than Heathrow, Gold Coast is cheaper than Brisbane. For example.

A screenshot of the Skyscanner website's flight search interface. The Skyscanner logo is at the top left. Below it are three tabs: 'Flights' (selected), 'Hotels', and 'Car Hire'. Under the 'Flights' tab, there are three radio buttons for 'Return', 'One way' (selected), and 'Multi-city'. Below these are two input fields: 'From' with 'Sydney (Any)' and 'To' with 'Bangkok (Any)'. At the bottom, there are two checkboxes, both labeled 'Add nearby airports', both of which are checked. The background of the interface shows a scenic landscape with mountains and a lake.

OUR TOP FLIGHT SAVING TIPS!

1. Flight alerts - This is a given. I am signed up to receive alerts via email and on Facebook from my favourite airlines and Skyscanner too! This allows me to have the finger on the pulse in case there are any amazing sales coming up.

2. Airline Sales - As above!

3. Travel Agent - I always have a chat to my friendly travel agent, and let her know what I am looking for well in advance, just in case she knows something I don't, which she probably does lol.

4. Incognito Window - Have you ever checked flight prices over and over across a period of time and seemed to notice that they are increasing every time you look??? It's not your imagination!

The booking sites use cookies track your moves and increase the prices hoping to create a sense of urgency and eliciting a purchase! You can get around this by opening an incognito window on your browser with Ctrl + Shift + N.

5. Take the Red-eye - Late nights, early mornings and overnights are all cheaper flight times!

Inconvenience = cheap!

THINK OUTSIDE THE BOX

6. Airline Loyalty Cards - Some credit cards allow you to earn points for frequent flying and even spending money on fuel or groceries. Take advantage of these and you may find that every little bit helps!

7. One-way fares - Gone are the days when a return flights saves you any money. Check on Skyscanner for 2 x one way flights instead. Often, flying with different airlines will save you time and money!

8. Don't say yes to added extras - Budget airlines are great. However, you are often only getting a no frills service and find that once you hit that purchase button, all these optional extras start rolling across your screen. Insurance, carbon offset, extra legroom, seat selection, snacks, food, and entertainment, once considered standard service on airlines are now only 'extras'.

**FOR MORE INFORMATION ON
FAMILY TRAVEL VISIT
GADSVENTURE.COM**

**THANKYOU FOR
READING.**